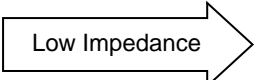


PX SERIES


UPGRADE

105°C Miniaturized

PX



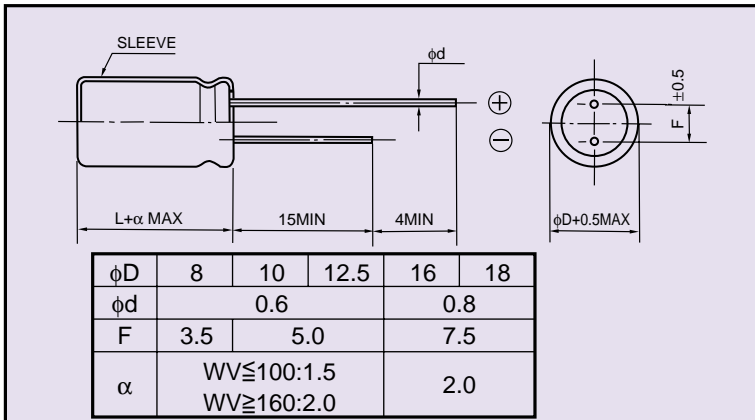
- YXF**
- YXG**
- JXA**
- JXB**



◆ SPECIFICATIONS

Items	Characteristics																																																										
Category Temperature Range	-55~+105°C	-40~+105°C	-25~+105°C																																																								
Rated Voltage Range	6.3~100V.DC	160~400V.DC	450V.DC																																																								
Capacitance Tolerance	±20%(20°C, 120Hz)																																																										
Leakage Current(MAX)	6.3~100V.DC	160~450V.DC																																																									
	I=0.01CV or 3μA whichever is greater. (After 2 minutes application of rated voltage)	CV≤1000	CV>1000																																																								
		I=0.1CV+40μA (1minute) I=0.03CV+15μA (5minutes)	I=0.04CV+100μA (1minute) I=0.02CV+25μA (5minutes)																																																								
	I=Leakage Current(μA)	C=Rated Capacitance(μF)	V=Rated Voltage(V)																																																								
Dissipation Factor(MAX)	<table border="1"> <thead> <tr> <th>Rated Voltage (V)</th> <th>6.3</th><th>10</th><th>16</th><th>25</th><th>35</th><th>50</th><th>63</th><th>100</th><th>160</th><th>200</th><th>250</th><th>350</th><th>400</th><th>450</th> </tr> </thead> <tbody> <tr> <td>tanδ</td> <td>0.28</td><td>0.24</td><td>0.20</td><td>0.16</td><td>0.14</td><td>0.12</td><td>0.10</td><td>0.08</td><td>0.20</td><td>0.20</td><td>0.20</td><td>0.25</td><td>0.25</td><td>0.25</td> </tr> </tbody> </table>													Rated Voltage (V)	6.3	10	16	25	35	50	63	100	160	200	250	350	400	450	tanδ	0.28	0.24	0.20	0.16	0.14	0.12	0.10	0.08	0.20	0.20	0.20	0.25	0.25	0.25	(20°C, 120Hz)															
	Rated Voltage (V)	6.3	10	16	25	35	50	63	100	160	200	250	350	400	450																																												
tanδ	0.28	0.24	0.20	0.16	0.14	0.12	0.10	0.08	0.20	0.20	0.20	0.25	0.25	0.25																																													
When rated capacitance is over 1000μF, tanδ shall be added 0.02 to the listed value with increase of every 1000μF.																																																											
Endurance	After life test with rated ripple current at conditions stated in the table below, the capacitors shall meet the following requirements.																																																										
	Capacitance Change		Within ±25% of the initial value.										Case Dia		Life Time (hrs)																																												
	Dissipation Factor		Not more than 200% of the specified value.										φD=8		1000																																												
Leakage Current		Not more than the specified value.										φD≥10		2000																																													
Low Temperature Stability Impedance Ratio(MAX)	<table border="1"> <thead> <tr> <th>Rated Voltage</th> <th>6.3</th><th>10</th><th>16</th><th>25</th><th>35</th><th>50</th><th>63</th><th>100</th><th>160</th><th>200</th><th>250</th><th>350</th><th>400</th><th>450</th> </tr> </thead> <tbody> <tr> <td>Z(-25°C)/Z(20°C)</td> <td>5</td><td>4</td><td>3</td><td>2</td><td>2</td><td>2</td><td>2</td><td>2</td><td>3</td><td>3</td><td>4</td><td>6</td><td>6</td><td>7</td> </tr> <tr> <td>Z(-40°C)/Z(20°C)</td> <td>10</td><td>8</td><td>6</td><td>4</td><td>3</td><td>3</td><td>3</td><td>3</td><td>4</td><td>4</td><td>8</td><td>8</td><td>10</td><td>-</td> </tr> </tbody> </table>													Rated Voltage	6.3	10	16	25	35	50	63	100	160	200	250	350	400	450	Z(-25°C)/Z(20°C)	5	4	3	2	2	2	2	2	3	3	4	6	6	7	Z(-40°C)/Z(20°C)	10	8	6	4	3	3	3	3	4	4	8	8	10	-	(120Hz)
	Rated Voltage	6.3	10	16	25	35	50	63	100	160	200	250	350	400	450																																												
	Z(-25°C)/Z(20°C)	5	4	3	2	2	2	2	2	3	3	4	6	6	7																																												
Z(-40°C)/Z(20°C)	10	8	6	4	3	3	3	3	4	4	8	8	10	-																																													

◆ DIMENSIONS



(mm)

◆ MULTIPLIER FOR RIPPLE CURRENT

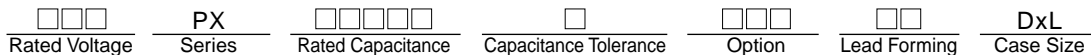
(1) Frequency coefficient

Frequency (Hz)	60(50)	120	500	1k	10k≤
	Coefficient	0.80	1.00	1.20	1.30
2.2~47μF	0.80	1.00	1.10	1.15	1.20
100~1000μF	0.80	1.00	1.05	1.10	1.15
2200~33000μF	0.80	1.00	1.05	1.10	1.15

(2) Temperature coefficient

Ambient Temperature (°C)	105	85	65≥
Coefficient	1.0	1.7	2.1

◆ PART NUMBER



◆ STANDARD SIZE, RATED RIPPLE CURRENT

 Size ϕ DxL(mm), Ripple Current (mA r.m.s./105°C, 120Hz)

WV(V.DC) Cap(μ F)	6.3 (0J)		10 (1A)		16 (1C)		25 (1E)		35 (1V)		50 (1H)		63 (1J)	
	Size	Ripple	Size	Ripple	Size	Ripple	Size	Ripple	Size	Ripple	Size	Ripple	Size	Ripple
100													8x11.5	230
220									8x11.5	300	10x12.5	360	10x16	390
330							8x11.5	335	10x12.5	400	10x16	470	10x20	540
470					8x11.5	375	8x11.5	440	10x12.5	525	10x20	600	12.5x20	700
680			8x11.5	430	8x11.5	480	10x12.5	630	10x16	760	12.5x20	980	12.5x25	800
1000	8x11.5	460	8x11.5	500	10x12.5	640	10x16	740	10x20	865	12.5x25	1060	16x25	1200
2200	10x16	775	10x16	860	10x20	1050	12.5x20	1090	16x25	1370	16x31.5	1600	18x31.5	1400
3300	10x20	985	10x20	1100	12.5x20	1300	16x25	1500	16x25	1680	18x35.5	1780		
4700	12.5x20	1150	12.5x20	1350	12.5x25	1650	16x25	1800	16x35.5	1870				
6800	12.5x25	1480	16x25	1700	16x25	1900	16x35.5	1910	18x35.5	1920				
10000	16x25	1700	16x25	1950	16x31.5	1950	18x35.5	2050						
15000	16x31.5	2090	16x35.5	2090	18x35.5	2070								
22000	18x31.5	2280	18x35.5	2180										
33000	18x40	2350												

WV(V.DC) Cap(μ F)	100 (2A)		160 (2C)		200 (2D)		250 (2E)		350 (2V)		400 (2G)		450 (2W)	
	Size	Ripple	Size	Ripple	Size	Ripple	Size	Ripple	Size	Ripple	Size	Ripple	Size	Ripple
2.2											8x11.5	31	8x11.5	20
3.3									8x11.5	30	8x11.5	34	10x12.5	33
4.7									8x11.5	45	10x12.5	42	10x12.5	35
10			8x11.5	77	8x11.5	57	10x12.5	90	10x16	95	10x16	64	10x20	37
22			10x12.5	92	10x16	105	10x16	105	12.5x20	175	12.5x20	140	12.5x25	100
33	8x11.5	140	10x16	125	10x20	140	10x20	140	12.5x25	220	16x25	170	16x25	125
47	8x11.5	185	10x20	150	10x20	195	12.5x20	190	16x25	260	16x25	200	16x31.5	155
100	10x16	290	12.5x25	320	16x25	340	16x25	310	18x31.5	370	18x35.5	310	18x40	200
220	12.5x20	560	16x31.5	410	16x35.5	580	18x35.5	485						
330	12.5x25	690	18x31.5	570	18x40	675								
470	16x25	880	18x40	855										
680	16x31.5	900												
1000	18x35.5	985												

 Please use YXA series about ϕ 5 and ϕ 6.3.