


BXA SERIES
Load Life: 105°C 8000~10000 Hours.
◆ FEATURES

- High Ripple Current
- For Electronic Ballast, Power Supply


◆ SPECIFICATIONS

Items	Characteristics															
Operating Temperature Range	-25~+105°C															
Rated Voltage Range	160~450V.DC															
Capacitance Tolerance	±20%(20°C, 120Hz)															
Leakage Current(MAX)	I=0.04CV+100µA (After 1 minute application of rated voltage) I=0.02CV+25µA (After 5 minutes application of rated voltage) I=Leakage Current(µA) C=Nominal Capacitance(µF) V=Rated Voltage(V)															
Dissipation Factor(MAX)	<table border="1"> <thead> <tr> <th>Rated Voltage (V)</th> <th>160</th> <th>200</th> <th>250</th> <th>350</th> <th>400</th> <th>450</th> </tr> </thead> <tbody> <tr> <td>tanδ</td> <td>0.15</td> <td>0.15</td> <td>0.15</td> <td>0.20</td> <td>0.20</td> <td>0.20</td> </tr> </tbody> </table>	Rated Voltage (V)	160	200	250	350	400	450	tanδ	0.15	0.15	0.15	0.20	0.20	0.20	(20°C, 120Hz)
Rated Voltage (V)	160	200	250	350	400	450										
tanδ	0.15	0.15	0.15	0.20	0.20	0.20										
Load Life	After life test with max. ripple current at conditions stated in the table below, the capacitors shall meet the following requirements. <table border="1"> <thead> <tr> <th>Capacitance Change</th> <th>Within ±20% of the initial value.</th> <th>Case Dia</th> <th>Life Time (hrs)</th> </tr> </thead> <tbody> <tr> <td>Dissipation Factor</td> <td>Not more than 200% of the specified value.</td> <td>φD=10</td> <td>8000</td> </tr> <tr> <td>Leakage Current</td> <td>Not more than the specified value.</td> <td>φD≥12.5</td> <td>10000</td> </tr> </tbody> </table>		Capacitance Change	Within ±20% of the initial value.	Case Dia	Life Time (hrs)	Dissipation Factor	Not more than 200% of the specified value.	φD=10	8000	Leakage Current	Not more than the specified value.	φD≥12.5	10000		
Capacitance Change	Within ±20% of the initial value.	Case Dia	Life Time (hrs)													
Dissipation Factor	Not more than 200% of the specified value.	φD=10	8000													
Leakage Current	Not more than the specified value.	φD≥12.5	10000													
Low Temperature Stability Impedance Ratio(MAX)	<table border="1"> <thead> <tr> <th>Rated Voltage(V)</th> <th>160</th> <th>200</th> <th>250</th> <th>350</th> <th>400</th> <th>450</th> </tr> </thead> <tbody> <tr> <td>Z(-25°C)/Z(20°C)</td> <td>3</td> <td>3</td> <td>3</td> <td>6</td> <td>6</td> <td>6</td> </tr> </tbody> </table>	Rated Voltage(V)	160	200	250	350	400	450	Z(-25°C)/Z(20°C)	3	3	3	6	6	6	(120Hz)
Rated Voltage(V)	160	200	250	350	400	450										
Z(-25°C)/Z(20°C)	3	3	3	6	6	6										

◆ MULTIPLIER FOR RIPPLE CURRENT

(1) Frequency coefficient

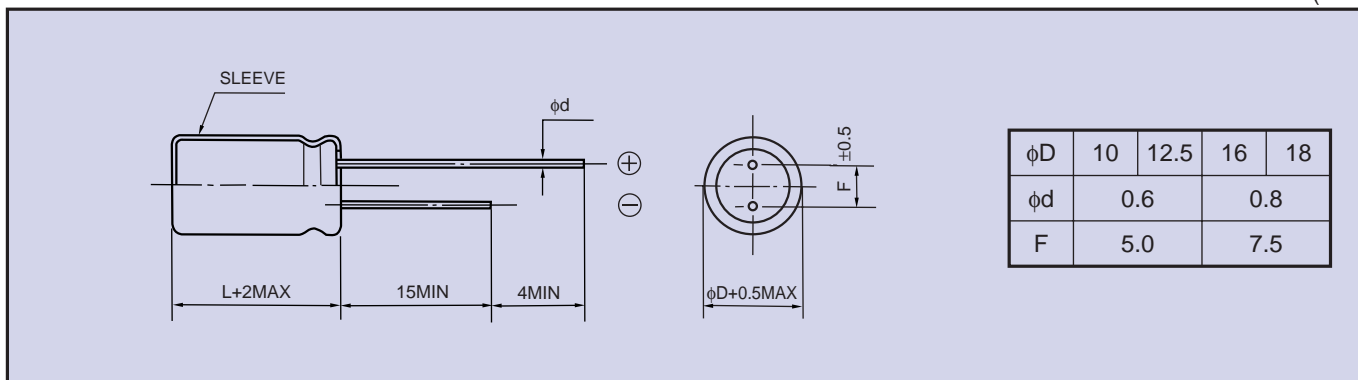
Frequency (Hz)	120	1k	10k	100k≤
Coefficient	0.50	0.80	0.90	1.00

(2) Temperature coefficient

Ambient Temperature (°C)	105	85	65≥
Coefficient	1.0	1.7	2.1

◆ DIMENSIONS

(mm)


◆ STANDARD SIZE, MAX. PERMISSIBLE RIPPLE CURRENT

 Size $\phi D \times L$ (mm), Ripple Current (mA r.m.s./105°C, 100kHz)

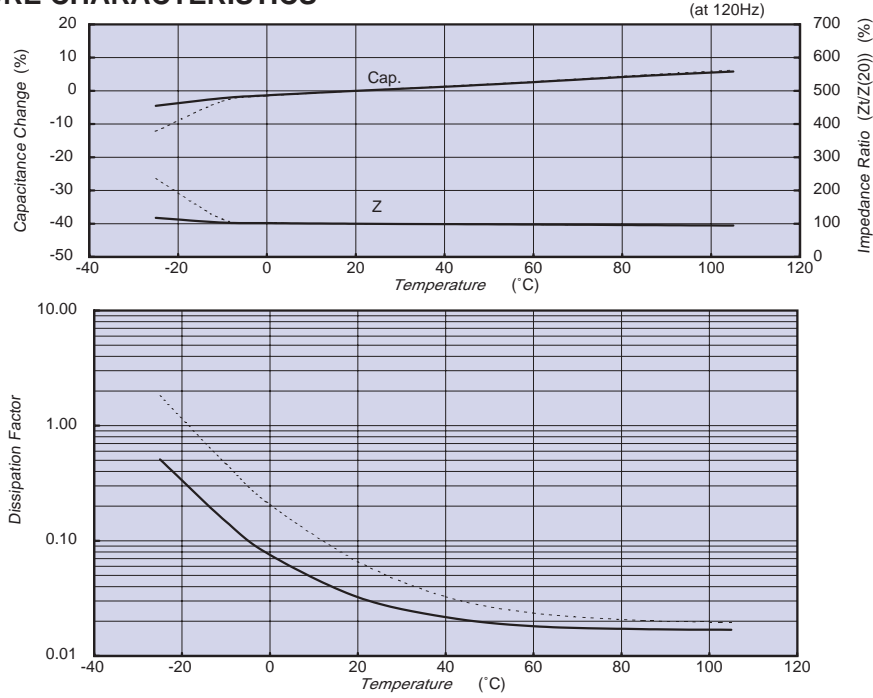
WV(V.DC) Cap(μF)	160V (2C)		200V (2D)		250V (2E)	
	Size	Ripple	Size	Ripple	Size	Ripple
10	10x16	250	10x16	250	10x20	280
22	10x20	500	10x20	500	12.5x20	600
33	10x20	500	12.5x20	600	12.5x20	600
47	12.5x20	660	12.5x20	660	12.5x25 16x20	720
68	12.5x25 16x20	760	12.5x25 16x20	760	16x25 18x20	920
100	16x25 18x20	1120	16x25 18x20	1120	16x31.5 18x25	1200
150	16x31.5 18x25	1360	16x31.5 18x25	1360	18x31.5	1500
220	16x31.5 18x25	1400	18x31.5	1700		

WV(V.DC) Cap(μF)	350V (2V)		400V (2G)		450V (2W)	
	Size	Ripple	Size	Ripple	Size	Ripple
6.8	10x16	220	10x16	220	10x20	150
10	10x20	280	10x20	280	12.5x20	320
22	12.5x20	350	12.5x25 16x20	430	16x25 18x20	560
33	16x20	500	16x25 18x20	640	16x31.5 18x25	700
47	16x25 18x20	660	16x31.5 18x25	840	18x31.5	880
68	16x31.5 18x25	850	18x31.5	1000		

◆ **CHARACTERISTIC DATA**

————— 250 BXA 68 ϕ 16x25L
 - - - - - 450 BXA 22 ϕ 16x25L

• **TEMPERATURE CHARACTERISTICS**



• **LOAD LIFE**

