

Features

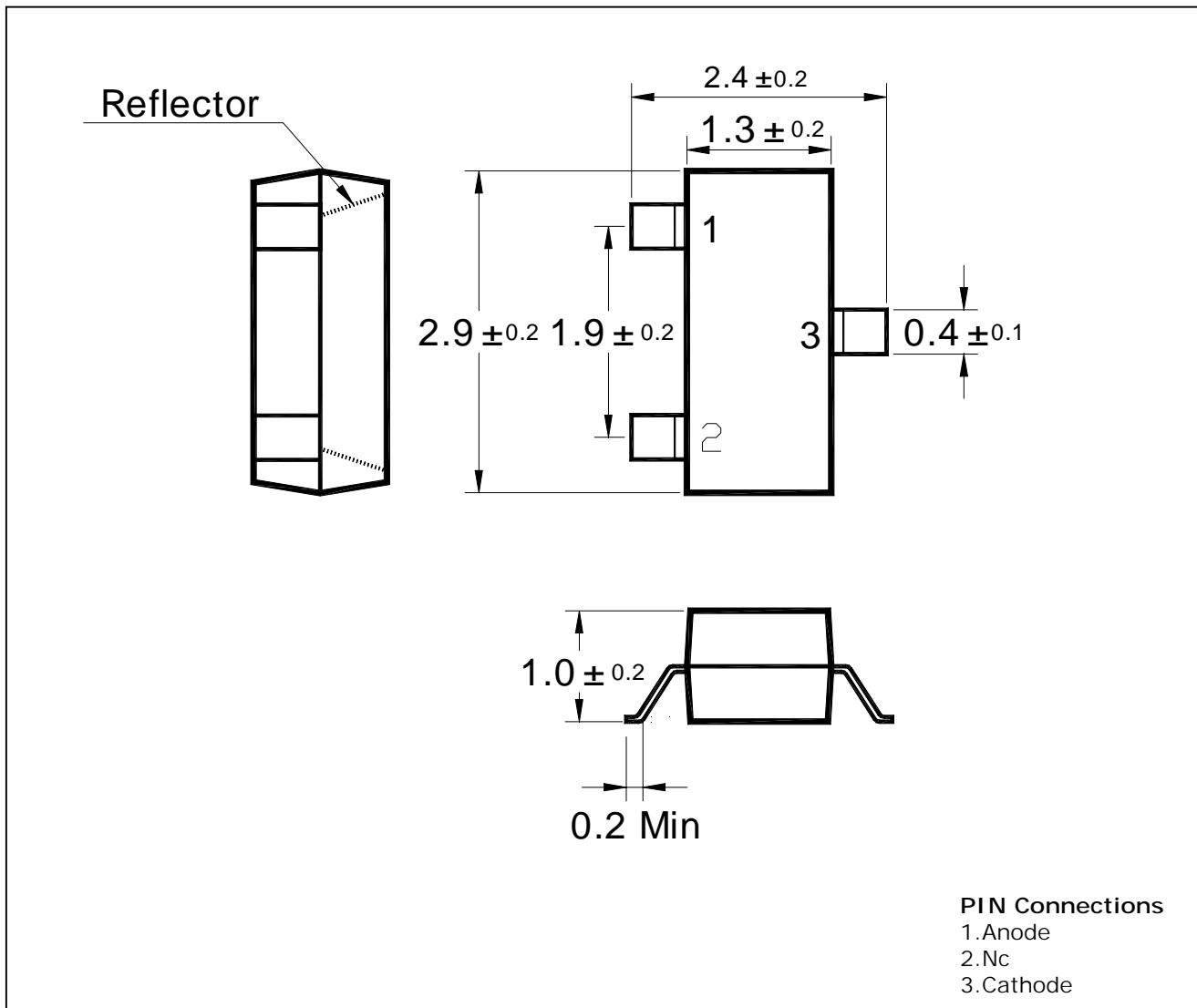
- Green colored transparency lens type
- Compact type
- Radiation size 1.3mm × 2.9mm
- Surface mount lead configuration

Applications

- LCD backlighting
- Keypad backlighting
- Symbol backlighting
- Front panel indicator lamp

Outline Dimensions

unit : mm



Absolute maximum ratings

Characteristic	Symbol	Ratings	Unit
Power Dissipation	P_D	70	mW
Forward Current	I_F	25	mA
* ¹ Peak Forward Current	I_{FP}	50	mA
Reverse Voltage	V_R	4	V
Operating Temperature	T_{opr}	-25 80	
Storage Temperature	T_{stg}	-30 100	
* ² Soldering Temperature	T_{sol}	240 for 5 seconds	

*1. Duty ratio = 1/16, Pulse width = 0.1ms

*2. Recommended soldering condition ⇒ Attached

Electrical Characteristics

Characteristic	Symbol	Test Condition	Min	Typ	Max	Unit
Forward Voltage	V_F	$I_F = 20\text{mA}$	-	2.0	2.7	V
Luminous Intensity	I_V	$I_F = 20\text{mA}$	4	10	-	mcd
Peak Wavelength	λ_p	$I_F = 20\text{mA}$	-	585	-	nm
Spectrum Bandwidth		$I_F = 20\text{mA}$	-	30	-	nm
Reverse Current	I_R	$V_R = 4\text{V}$	-	-	10	uA
* ³ Half angle	$\theta_{1/2}$	$I_F = 20\text{mA}$	-	±55	-	deg

*3. $\theta_{1/2}$ is the off-axis angle where the luminous intensity is 1/2 the peak intensity

Characteristic Diagrams

Fig. 1 $I_F - V_F$

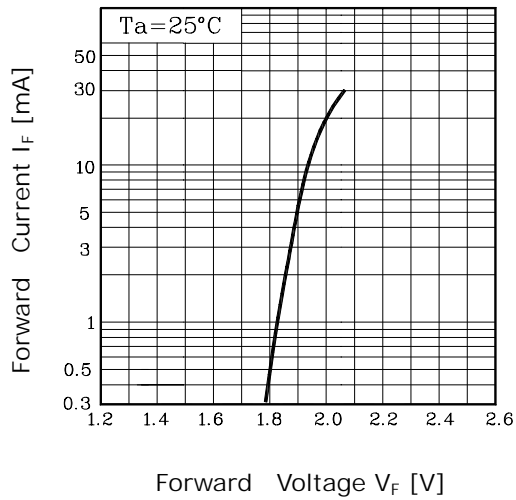


Fig. 2 $I_V - I_F$

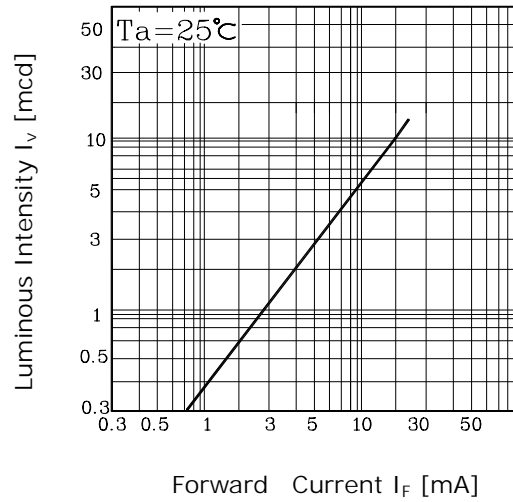


Fig. 3 $I_F - T_a$

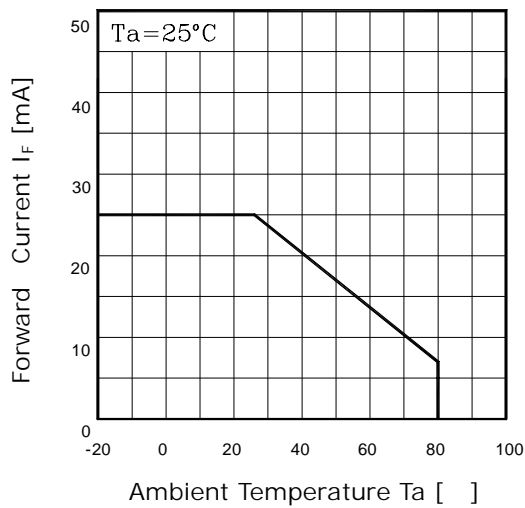


Fig.4 Spectrum Distribution

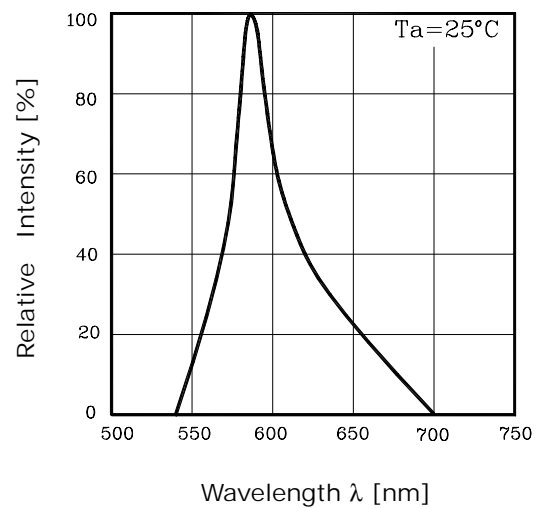


Fig. 5 Radiation Diagram

