

**Features**

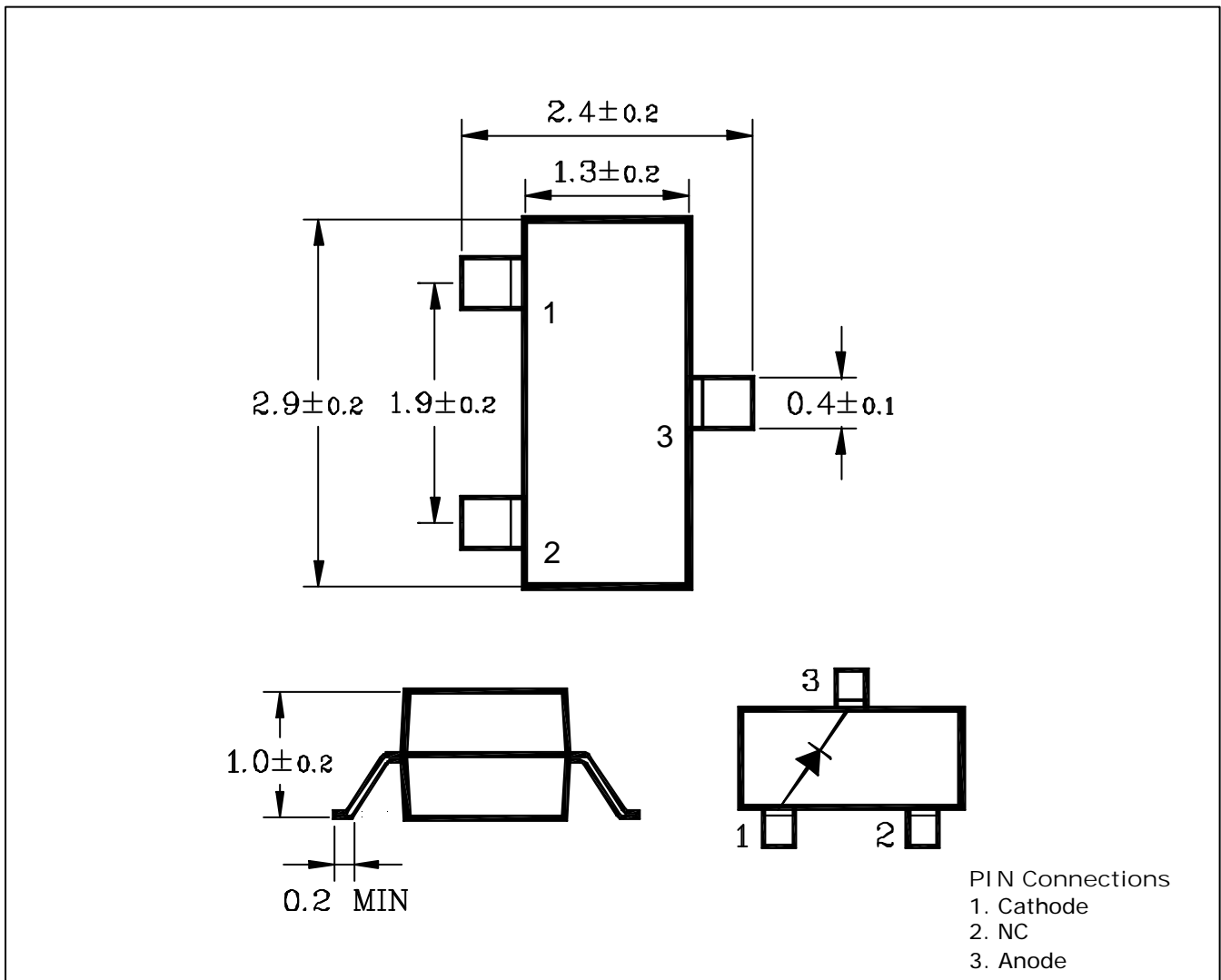
- 2.9mm(L)×1.3mm(W) surface mount type
- Include an internal reflector to enhance luminance
- Red colored transparency lens
- High luminosity
- Available in 8mm tape on 155mm diameter reels

**Applications**

- LCD backlighting
- Keypad backlighting
- Symbol backlighting
- Front panel indicator lamp

**Outline Dimensions**

unit : mm



**Absolute maximum ratings**

Characteristic	Symbol	Ratings	Unit
Power Dissipation	$P_D$	65	mW
Forward Current	$I_F$	25	mA
*1Peak Forward Current	$I_{FP}$	50	mA
Reverse Voltage	$V_R$	4	V
Operating Temperature	$T_{opr}$	-25 80	
Storage Temperature	$T_{stg}$	-30 100	
Soldering Temperature (Reflow soldering)	$T_{sol}$	240 for 5 seconds	

\*1.Duty ratio = 1/16, Pulse width = 0.1ms

**Electrical Characteristics**

Characteristic	Symbol	Test Condition	Min.	Typ.	Max.	Unit
Forward Voltage	$V_F$	$I_F = 20\text{mA}$	-	1.8	2.5	V
Luminous Intensity	$I_V$	$I_F = 20\text{mA}$	6	17	-	mcd
Peak Wavelength	$\lambda_p$	$I_F = 20\text{mA}$	-	660	-	nm
Spectrum Bandwidth		$I_F = 20\text{mA}$	-	20	-	nm
Reverse Current	$I_R$	$V_R = 4\text{V}$	-	-	10	uA
Half Angle	$\theta_{1/2}$	$I_F = 20\text{mA}$		$\pm 55$	-	deg

Characteristic Diagrams

Fig. 1  $I_F - V_F$

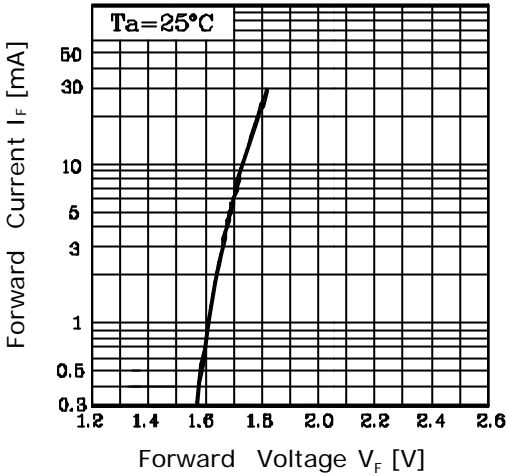


Fig. 2  $I_V - I_F$

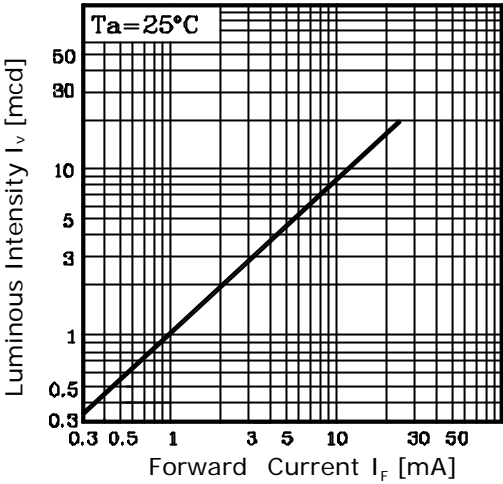


Fig. 3  $I_F - T_a$

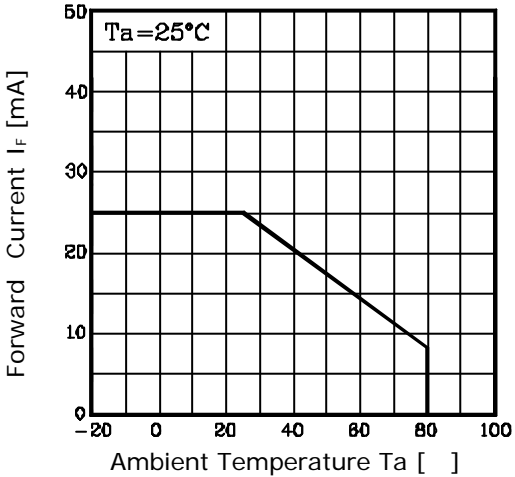


Fig.4 Spectrum Distribution

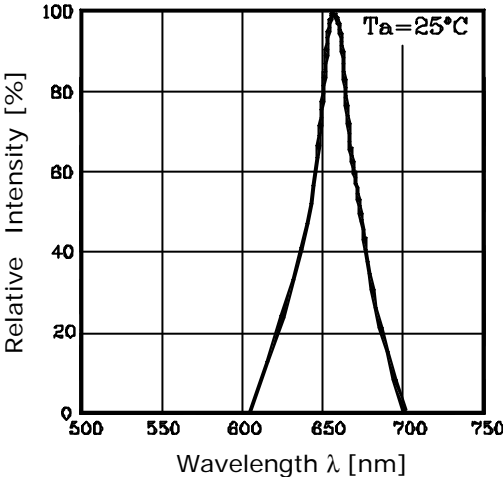


Fig. 5-1 Radiation Diagram

