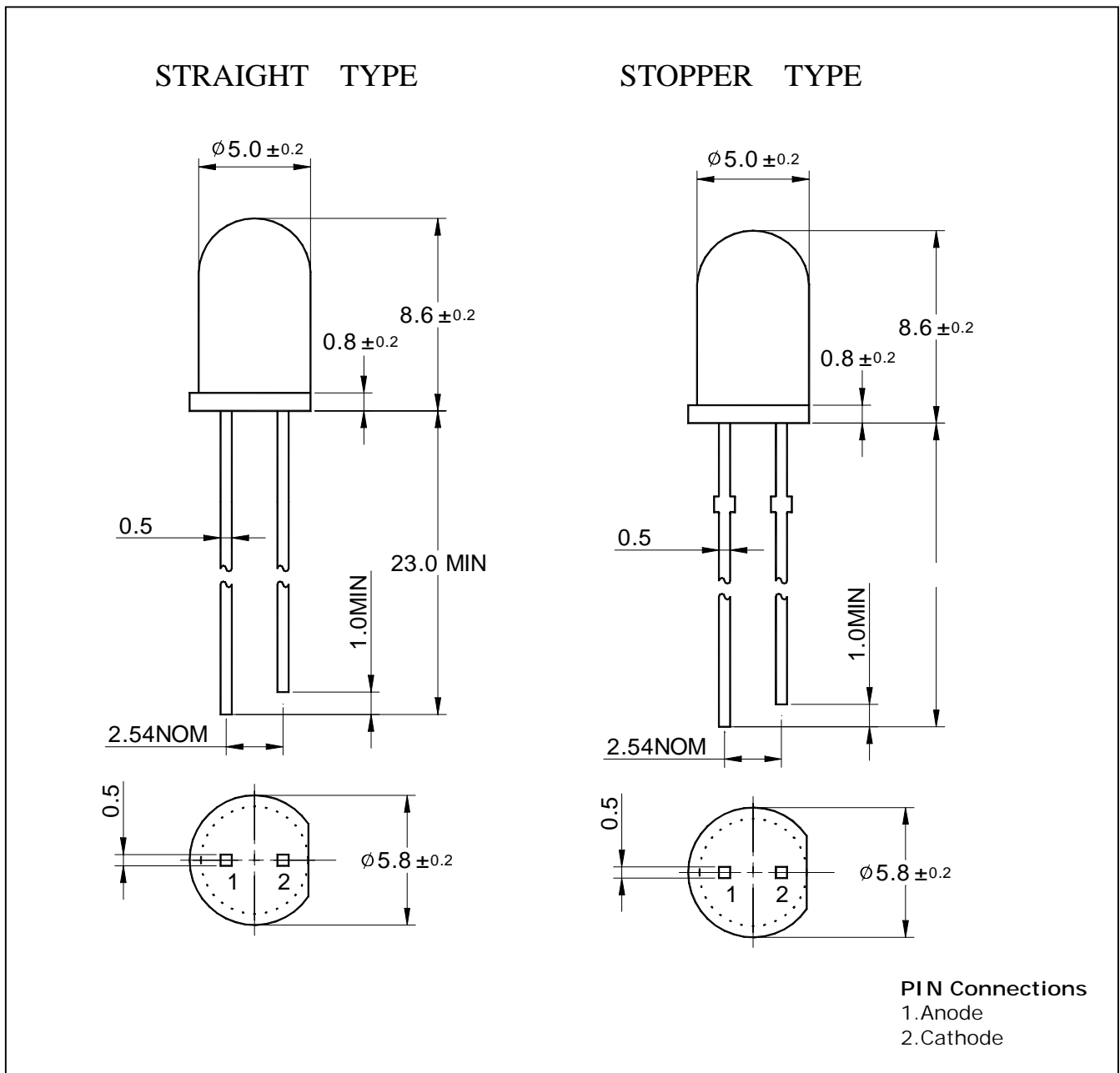


Features

- Colorless transparency lens type
- $\phi 5\text{mm}$ (T-13/4) all plastic mold type
- 468nm emission color
- High luminosity

Outline Dimensions

unit : mm



Absolute maximum ratings

Characteristic	Symbol	Ratings	Unit
Power Dissipation	P_D	85	mW
Forward Current	I_F	20	mA
*1Peak Forward Current	I_{FP}	50	mA
Reverse Voltage	V_R	4	V
Operating Temperature	T_{opr}	-25 85	
Storage Temperature	T_{stg}	-30 100	
*2Soldering Temperature	T_{sol}	260 for 5 seconds	

*1. Duty ratio = 1/16, Pulse width = 0.1ms

*2. Keep the distance more than 2.0mm from PCB to the bottom of LED package

Electrical Characteristics

Characteristic	Symbol	Test Condition	Min	Typ	Max	Unit
Forward Voltage	V_F	$I_F = 10\text{mA}$	-	3.4	4.0	V
Luminous Intensity	I_V	$I_F = 10\text{mA}$	100	220	-	mcd
Peak Wavelength	λ_P	$I_F = 10\text{mA}$	-	468	-	nm
Spectrum Bandwidth		$I_F = 10\text{mA}$	-	26	-	nm
Reverse Current	I_R	$V_R = 4\text{V}$	-	-	10	uA
*3Half angle	$\theta_{1/2}$	$I_F = 10\text{mA}$	-	± 11	-	deg

*3. $\theta_{1/2}$ is the off-axis angle where the luminous intensity is 1/2 the peak intensity

Characteristic Diagrams

Fig. 1 $I_F - V_F$

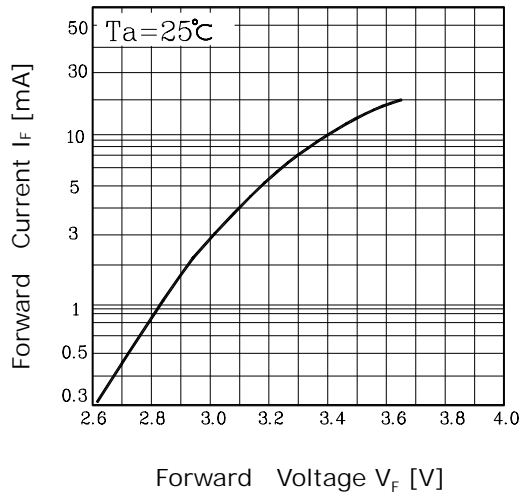


Fig. 2 $I_V - I_F$

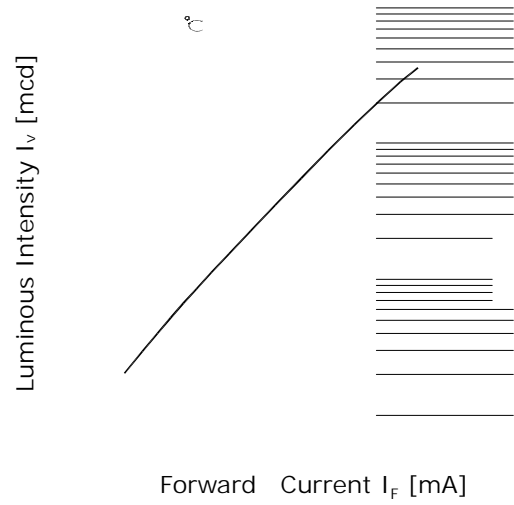


Fig. 3 $I_F - T_a$

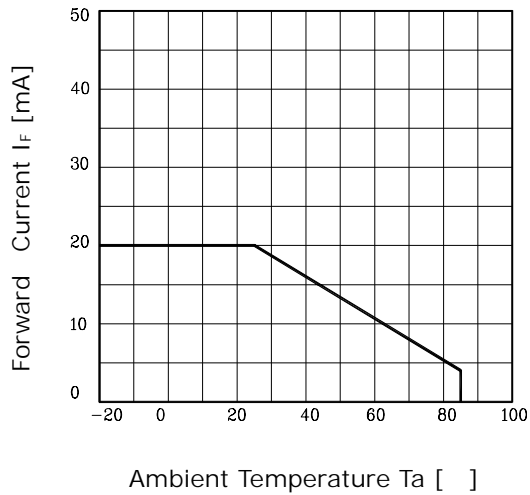


Fig. 4 Spectrum Distribution

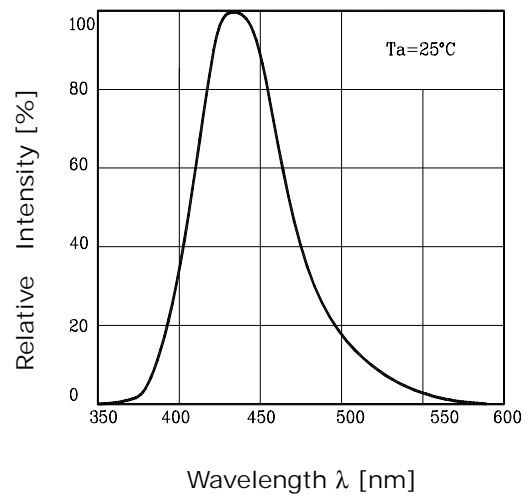


Fig. 5 Radiation Diagram

